

# STUDENT MOBILITY EVALUATION FORM<sup>1</sup>

Project title	Development of master curricula for natural disasters risk management in Western Balkan countries
Project acronym	NatRisk
Project reference number	573806-EPP-1-2016-1-RS-EPPKA2-CBHE-JP
Coordinator	University of Nis
Project start date	October 15, 2016
Project duration	36 months

Reference no and title of workpackage	7.3 Realization of student and staff mobilities between WB and EU partners
Institution	University of Nis
Report author(s)	Milan Gocić
Document status	Final
Document version and date	v.01, 31/03/2020
Dissemination level	Public

Project number: 573806-EPP-1-2016-1-RS-EPPKA2-CBHE-JP

*"This project has been funded with support from the European Commission. This publication reflects the views only of the author, and the Commission cannot be held responsible for any use which may be made of the information contained therein"*

<sup>1</sup>This form has to be filled by WP7 Leader and sent on e-mail address: [natriskuni@gmail.com](mailto:natriskuni@gmail.com) five days after ending of activity 7.3.

## SPECIAL MOBILITY STRAND - STUDENT MOBILITY DESCRIPTION

<b>Number of participants</b>	30		
<b>Student mobility description:</b>			
<p>All project partners were actively involved into realisation of the Special Mobility Strand. Three Western Balkan higher education institutions established international relation offices for the first time (University of Defence - UNID, Technical College of Applied Sciences Urosevac with temporary seat in Leposavic - TCASU and University of Criminal Investigation and Police Studies - KPU), and also they adopted all necessary procedures for the realisation of SMS. It should be highlighted that two of them (UNID and KPU) received the Erasmus Charter.</p> <p>Twenty-six Inter-institutional Agreements were signed between the NatRisk project partners and 30 student mobilities (16 mobilities for traineeship and 14 mobilities for study) out of planned 41 were realised in duration of 104 months. Out of 30 student mobilities, WB partners realised 28 and EU partners realised 2 mobilities. The mobility agreement between a participant and the sending institution was signed before the mobility in all cases.</p> <p>At the project level, Special mobility strand guidelines for nominated students/staff in project NatRisk was created in collaboration with all project partners as well as Protocol from selection procedure for Student mobility for traineeship/study, Declaration of impartiality of the selection committee and Minutes of the selection committee meeting were developed. Also, partners were informed about the Guidelines for the Special Mobility Strand and how to prepare grant agreement and relevant mobility agreements.</p>			
<p>Table 1. Number of planned and realized mobilities</p>			
<b>From</b>	<b>To</b>	<b>Planned</b>	<b>Realized</b>
UNI	BOKU	2	2
UNI	UNIME	2	1
UNI	UNSA	2	2
UNI	MUHEC	2	2
UNI	TUC	2	2
UNI	OE	2	2
<b>TOTAL</b>		<b>12</b>	<b>11</b>
BOKU	UNI	1	1
<b>TOTAL</b>		<b>1</b>	<b>1</b>
KPU	OE	3	2
KPU	UBL	2	1

TOTAL		5	3
UPKM	UNSA	7	6
TOTAL		7	6
UNSA	BOKU	2	2
UNSA	UNI	2	2
UNSA	UNIME	3	2
TOTAL		7	6
UBL	OE	1	0
UBL	KPU	2	2
TOTAL		3	2
UNIME	UNI	2	0
UNIME	UNSA	2	0
TOTAL		4	0
OE	KPU	1	1
TOTAL		1	1
TUC	UNSA	1	0
TOTAL		1	0

## Attachments

<b>Number of reports</b>	15
<b>Other personal remarks</b>	
Participants prepared 15 SMS stories that are posted on the NatRisk website ( <a href="http://www.natrisk.ni.ac.rs/mobility-strand/sms-stories">http://www.natrisk.ni.ac.rs/mobility-strand/sms-stories</a> ) describing their impressions.	

### Problems encountered during the student mobility

There were problems with the taxation of the scholarships (mobilities) in the Western Balkan region. The WB representatives tried to solve this problem in collaboration with relevant national Ministries. Unfortunately, the problem hasn't been solved so far.
---

## Evaluation details

### Results of evaluation the main motivations for taking part in this Erasmus+ mobility

#### Description

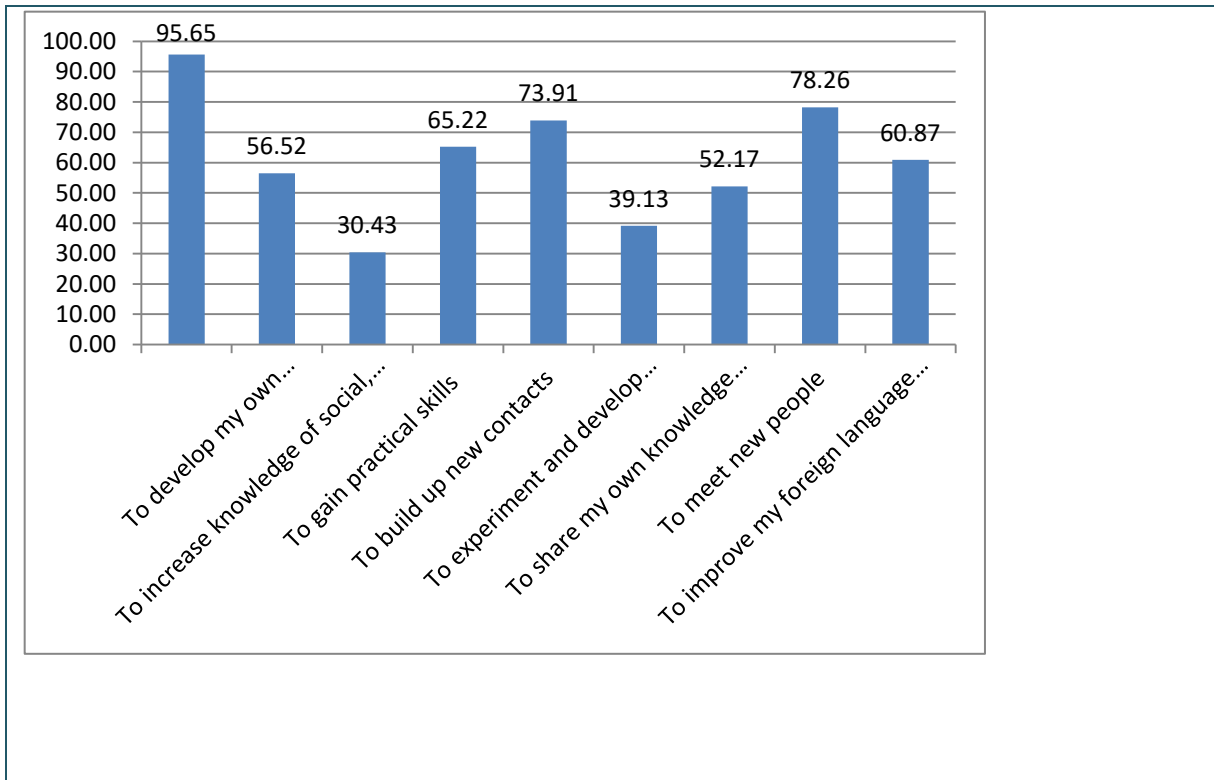
The following question was analysed:

- What were your main motivations for taking part in this Erasmus+ mobility?
  - To acquire knowledge and specific know-how from good practice abroad
  - To develop my own competences
  - To increase knowledge of social, linguistic and/or cultural matters
  - To gain practical skills
  - To build up new contacts
  - To experiment and develop research skills
  - To share my own knowledge and skills
  - To meet new people
  - To improve my foreign language skills

Three most highlighted answers were:

- To acquire knowledge and specific know-how from good practice abroad – 95.65 %
- To meet new people – 78.26 %
- To build up new contacts – 73.91 %

#### Table(s)/Figure(s)



## Results of evaluation the inclusion of different activities during the student mobility

### Description

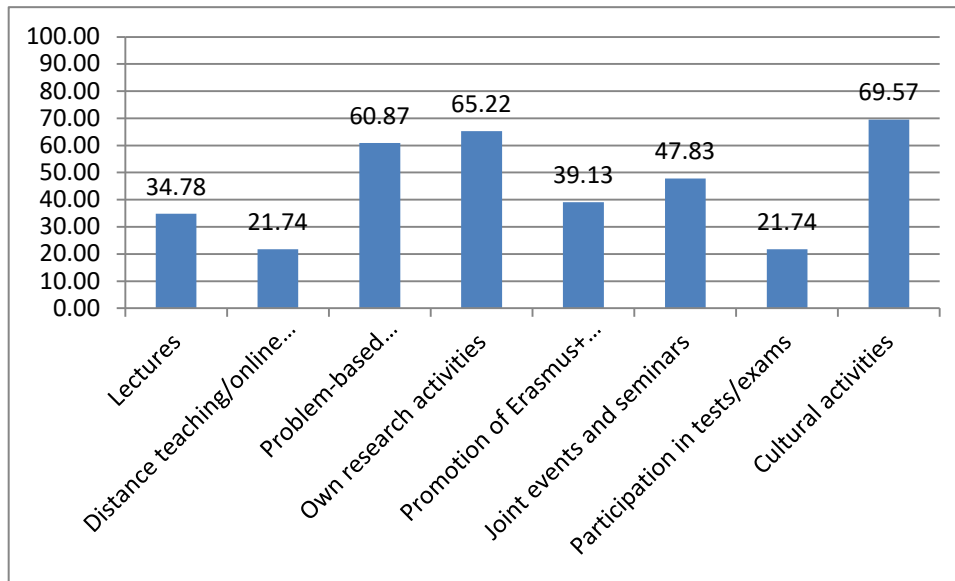
The following question was analysed:

- Did your staff mobility include the following elements?
  - Lectures
  - Distance teaching/online courses
  - Problem-based learning/case studies
  - Own research activities
  - Promotion of Erasmus+ activities
  - Joint events and seminars
  - Participation in tests/exams
  - Cultural activities

Three most highlighted answers were:

- Cultural activities – 69.57 %
- Own research activities – 65.22 %
- Problem-based learning/case studies – 60.87 %

**Table(s)/Figure(s)**



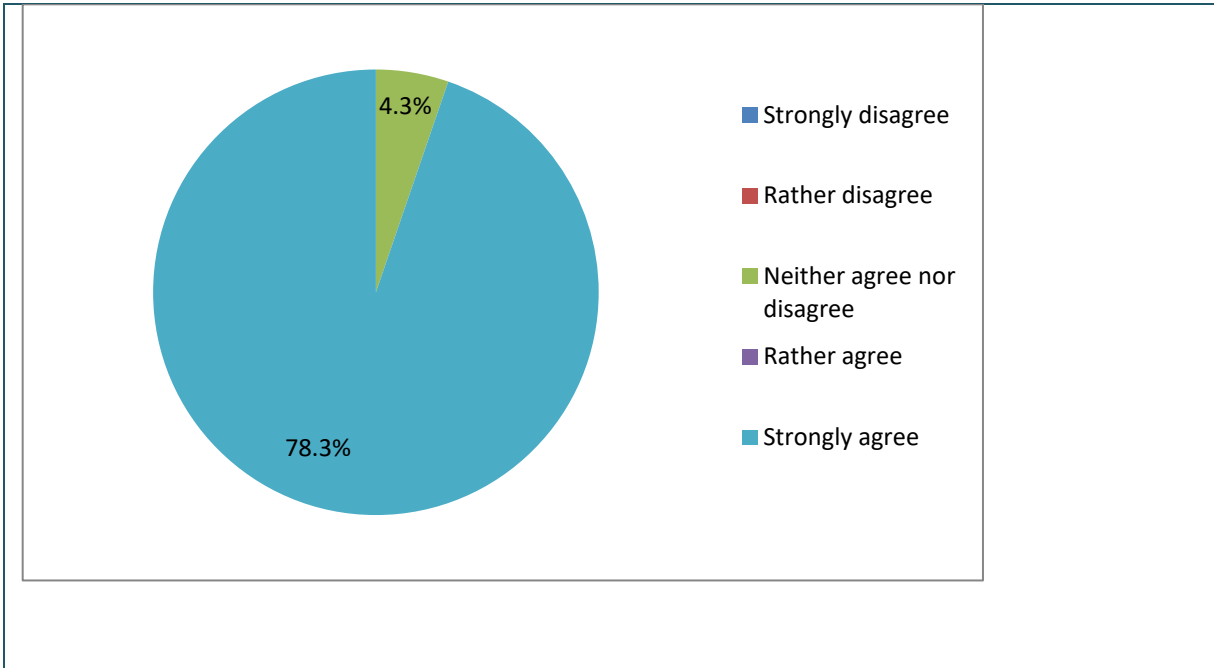
**Results of evaluation of learned good practices from abroad**

**Description**

Learned good practices from abroad were evaluated as Strongly agree, Rather agree, Neither agree nor disagree, Rather disagree and Strongly disagree.

The average mark is 4.91. All participants strongly agree with the learned good practices from abroad (78.3 %).

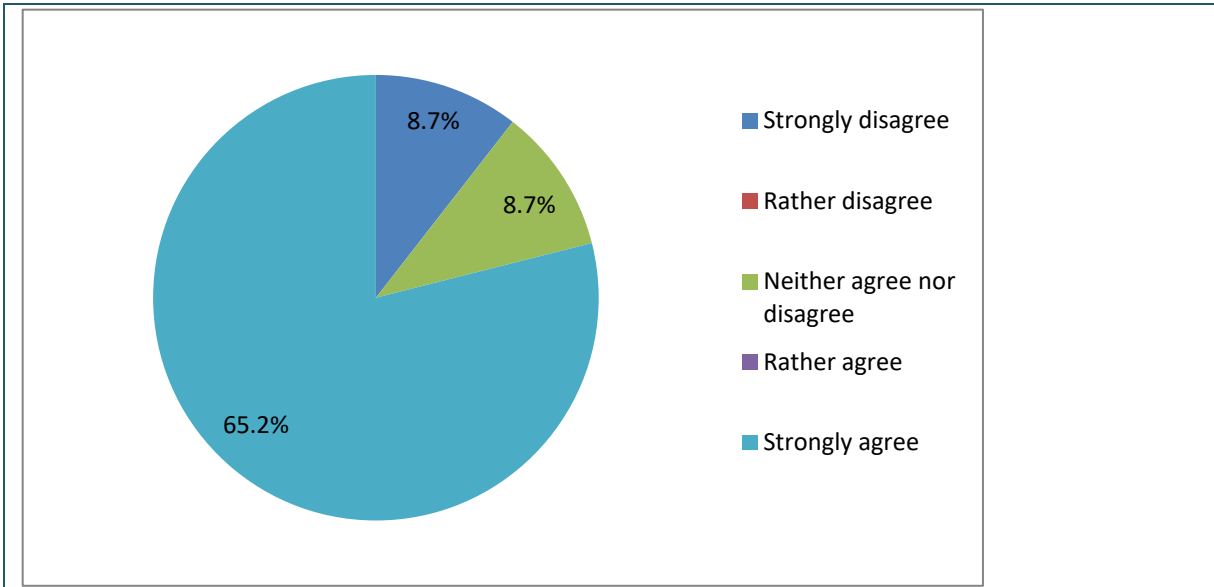
**Table(s)/Figure(s)**



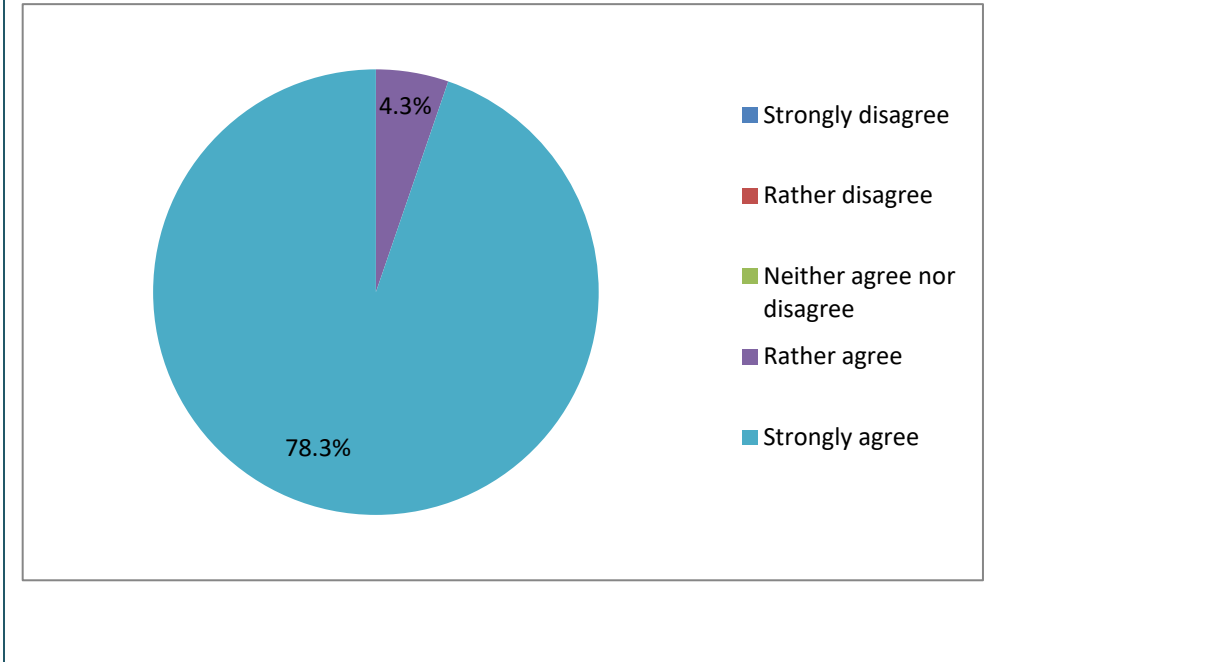
### Results of evaluation of done experiments during the student mobility


Description
<p>Done experiments during the student mobility were evaluated as Strongly agree, Rather agree, Neither agree nor disagree, Rather disagree and Strongly disagree.</p> <p>The average mark is 4.39. All participants strongly agree with done experiments (65.2 %).</p>
Table(s)/Figure(s)



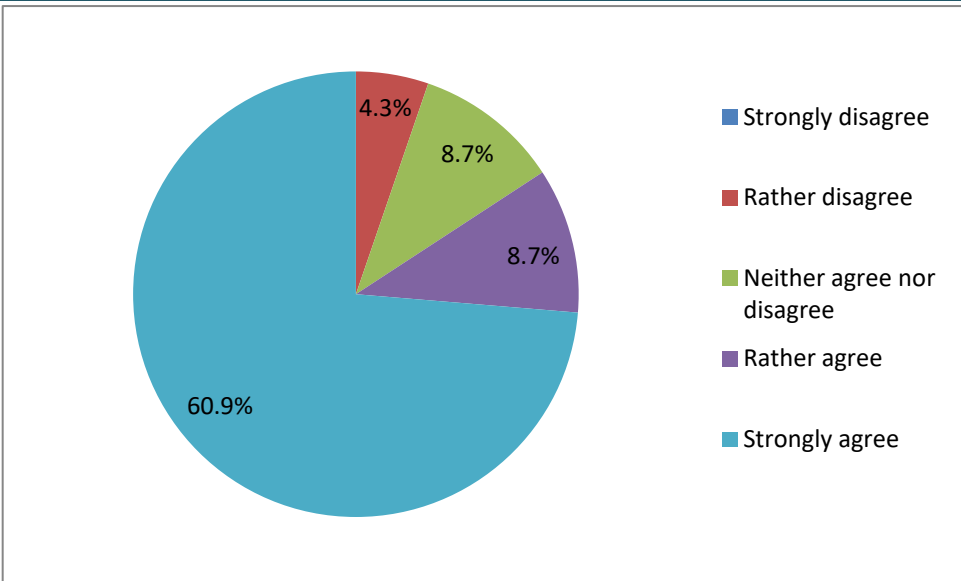


**Results of evaluation of achieved new contacts**

Description												
<p>Achieved new contacts were evaluated as Strongly agree, Rather agree, Neither agree nor disagree, Rather disagree and Strongly disagree.</p> <p>The average mark is 4.96. All participants strongly agree that during the mobility can be achieved new contacts (78.3 %).</p>												
Table(s)/Figure(s)												
 <table border="1"> <thead> <tr> <th>Response</th> <th>Percentage</th> </tr> </thead> <tbody> <tr> <td>Strongly agree</td> <td>78.3%</td> </tr> <tr> <td>Strongly disagree</td> <td>4.3%</td> </tr> <tr> <td>Rather disagree</td> <td></td> </tr> <tr> <td>Neither agree nor disagree</td> <td></td> </tr> <tr> <td>Rather agree</td> <td></td> </tr> </tbody> </table>	Response	Percentage	Strongly agree	78.3%	Strongly disagree	4.3%	Rather disagree		Neither agree nor disagree		Rather agree	
Response	Percentage											
Strongly agree	78.3%											
Strongly disagree	4.3%											
Rather disagree												
Neither agree nor disagree												
Rather agree												



### Results of evaluation of improved students' foreign language skills

Description												
<p>Increased foreign language skills were evaluated as Strongly agree, Rather agree, Neither agree nor disagree, Rather disagree and Strongly disagree.</p> <p>The average mark is 4.57. All participants agree that foreign language skills can be increased after realized mobility (60.9 %).</p>												
Table(s)/Figure(s)												
 <table border="1"> <caption>Data for the pie chart</caption> <thead> <tr> <th>Response Category</th> <th>Percentage</th> </tr> </thead> <tbody> <tr> <td>Strongly agree</td> <td>60.9%</td> </tr> <tr> <td>Rather agree</td> <td>8.7%</td> </tr> <tr> <td>Neither agree nor disagree</td> <td>8.7%</td> </tr> <tr> <td>Rather disagree</td> <td>4.3%</td> </tr> <tr> <td>Strongly disagree</td> <td>4.3%</td> </tr> </tbody> </table>	Response Category	Percentage	Strongly agree	60.9%	Rather agree	8.7%	Neither agree nor disagree	8.7%	Rather disagree	4.3%	Strongly disagree	4.3%
Response Category	Percentage											
Strongly agree	60.9%											
Rather agree	8.7%											
Neither agree nor disagree	8.7%											
Rather disagree	4.3%											
Strongly disagree	4.3%											

Please indicate your suggestions for further training's improvement:

---

---

---

---

---

---

Location, date

  Nis, 31 March 2020  

Signature

  
\_\_\_\_\_